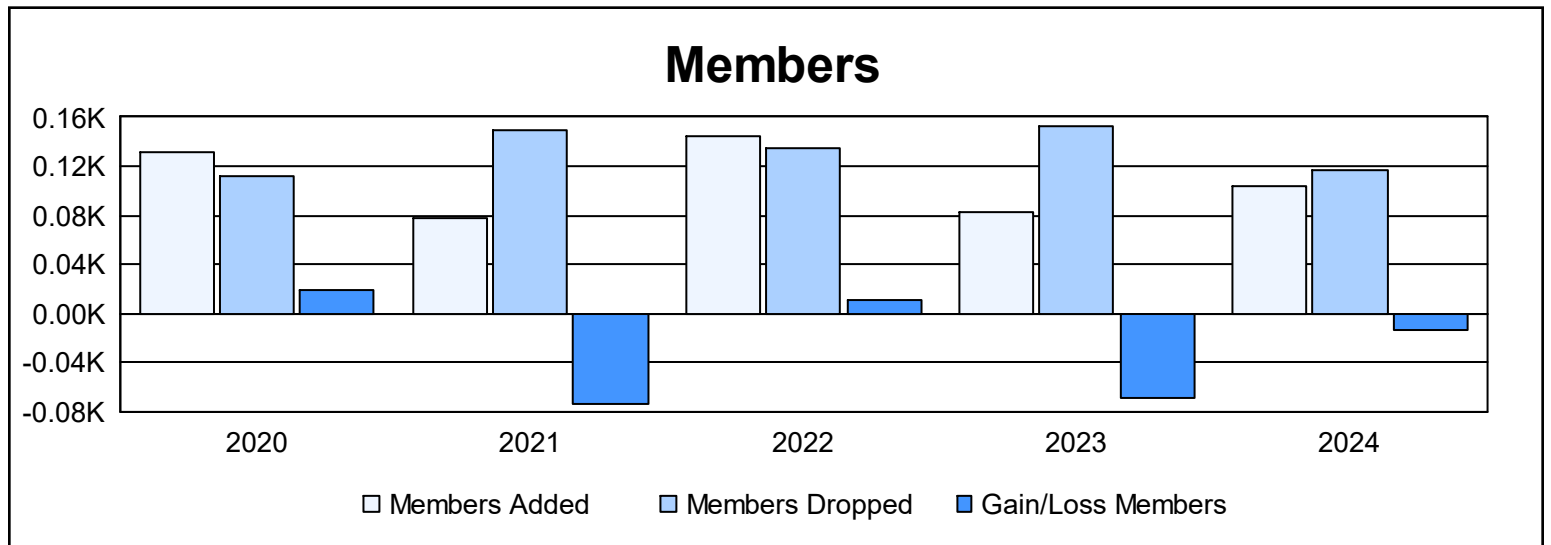
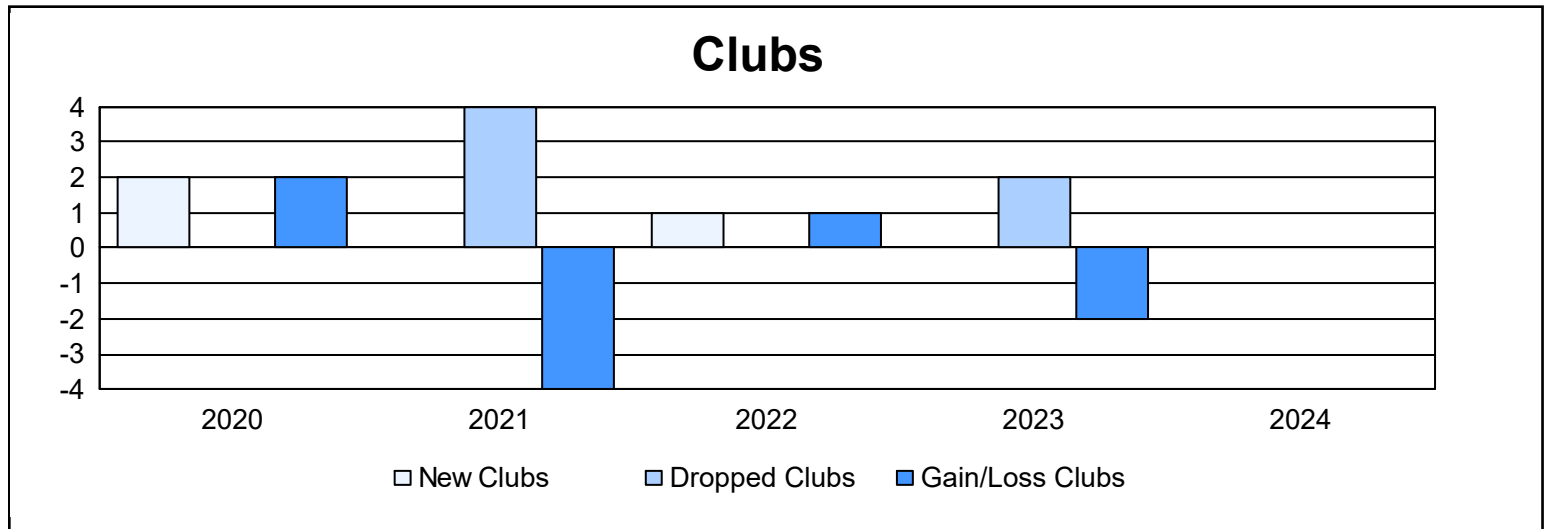
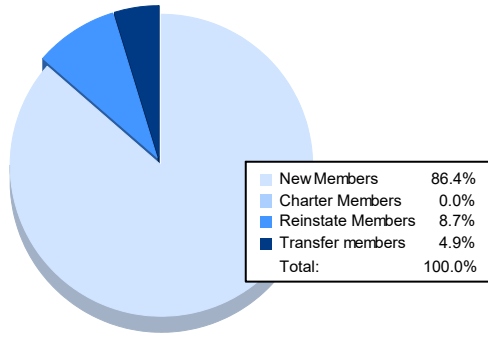


Year	New Clubs	Dropped Clubs	Gain/ Loss Clubs	New Members	Charter Members	Reinstate Members	Transfer Members	Total Member Added	Total Members Dropped	Gain/ Loss Members
2019-2020	2	0	2	63	56	4	8	131	112	19
2020-2021	0	4	-4	64	6	1	6	77	150	-73
2021-2022	1	0	1	101	33	3	8	145	134	11
2022-2023	0	2	-2	65	2	4	12	83	152	-69
2023-2024	0	0	0	89	0	9	5	103	116	-13
<b>Average</b>	<b>1</b>	<b>1</b>	<b>-1</b>	<b>76</b>	<b>19</b>	<b>4</b>	<b>8</b>	<b>108</b>	<b>133</b>	<b>-25</b>



### Membership Composition June 2024 Cumulative



### Gender Composition June 2024 Cumulative

